

# Ten Commandment Fishing Game

## Materials

Scissors  
Fish pages  
yarn  
Large paper clips  
Magnet strip or small magnets for younger students  
10 paper clips for each older student  
Large sticks for fishing poles

## Instructions

Print the fish onto colored card stock.

Cut out the fish for the younger students.

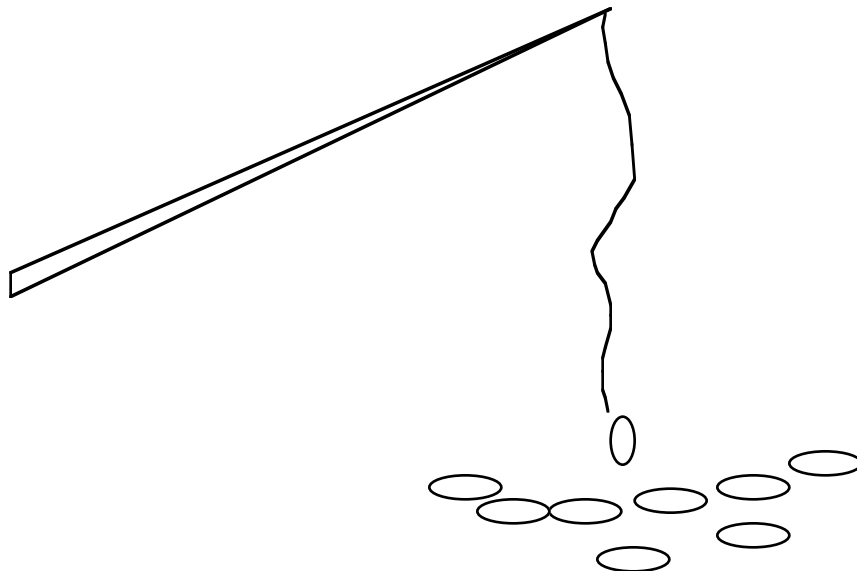
Let the older students cut out their own fish. Attach a small magnet (from a craft store) to each fish mouth for younger students and attach a paper clip to each fish mouth for the older students. .


Have a stick 'fishing pole' for each student.

The size of the stick will depend on the size of your student.


Cut a piece of yarn for each student long enough to reach from the pole to just above the ground. Tie one end of the yarn to the narrowest end of the stick. To the other end of the yarn tie the large paper clip for the "hook". Keep paper clip closed for students with magnets. Open paper clip to create a "hook" for the older students.

Have the students put their fish on the floor and fish for the Commandments. When they have caught all 10 of their fish have the older students put them in order. This will aid in their learning the Commandments.






1. Have no other Gods




2. Do not bow down to images of anything




3. Don't take God's name in vain



4, Remember the Sabbath day



5. Honor your father & mother




6. Do not commit murder




7. Do not commit adultery



8. Do not steal



9. Do not tell lies



10. Do not covet