

# SKY *Activity Book*

---



## Activities

- Esau and Jacob
- Feast Talk
- Fruit of the Spirit Maze
- God Created Me
- Hidden Mistakes
- Isaac Does What Is Right
- Jacob's Dream
- Jacob and Esau Meet Again
- Last Great Day Word Search
- Puzzle
- Showing Kindness and Love

# Esau and Jacob

## Genesis 25:19-34

Below you will find words that describe the two brothers Esau and Jacob.

Can you match the characteristics to the right brother?

Read the scriptures and list your decisions under each name.

### Esau

- Favorite son of Isaac
- Favorite son of Rebekah
- Was an outdoorsman and hunter
- Was the first born; the eldest
- Quiet and stayed near home
- Asked for the birthright in return for a bowl of stew
- "Despised," or did not regard his birthright

---

---

---

---

---

---

---

---

### Jacob

- His name means *red*
- Grabbed his brother's heel when being born
- Had thick hair all over his body
- Son of Abraham
- Conspired to take his brother's inheritance
- Physical appetite caused him to disregard a serious duty
- Was deceitful

---

---

---

---

---

---

---

---

# Feast Talk

During the feast you hear many conversations around you. Most include some of the words hidden in code below. You can "listen in" on this "feast talk" if you decode the symbols used. Substitute a letter for each symbol until the words appear. To get you started we have given you some of the letters.

V ⊖ # Λ ]    / # / Λ  
F E A S T    D A Y S

1. V # Δ ⊕ ⊕ /  
 \_ \_ M \_ \_

7. V E ⊕ ⊕    Δ Λ Λ ⊕  
 \_ \_ L \_ \_

2. ] ⊕ # / ⊖ ⊕  
 \_ R \_ \_ \_

8. Λ V V ⊖ ⊕ ⊕ ⊕ Λ Λ  
 \_ \_ \_ \_ I \_ \_

3. Λ ⊖ ⊕ # ⊕ Λ ⊖ Λ  
 \_ \_ V C \_ \_

9. Δ Λ ] ⊖ ⊕ Λ  
 \_ O \_ \_ \_

4. V E ⊕  
 \_ U \_ \_

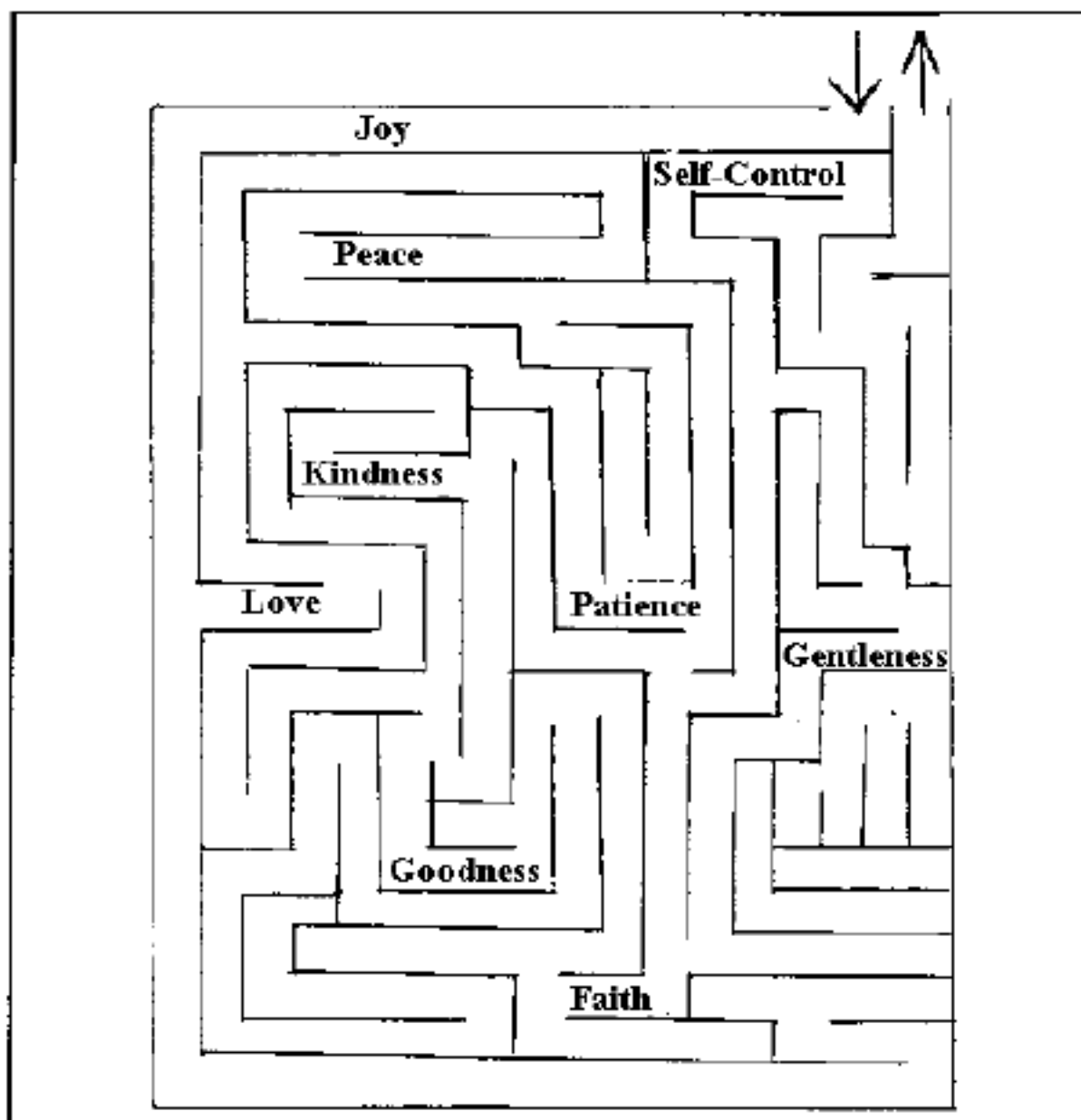
10. ⊕ ⊖ Λ ] # E ⊕ ⊕ ⊕ ] Λ  
 \_ \_ \_ \_ \_ \_ \_

5. V ⊕ ⊕ ⊖ ⊕ / Λ  
 \_ \_ \_ N \_ \_

6. ⊕ Λ ]    Λ ⊕ ⊕ ]    / ⊕ /  
 \_ \_ \_ G \_ \_ \_

# Fruit of the Spirit Maze

Find your way through the maze below by following the list given in Galatians 5:22-23. Do the words in order and don't cross any lines.



Can be copied. Not to be sold.  
Copyright © 1999 by The Church of God, International

[Click here for more Parent/Teacher Resources.](#)

# God Created Me

There is no one exactly like you. You are very *special* to the Creator.  
Just print and draw a picture of yourself.

This is Me...

My name is: \_\_\_\_\_

My age is: \_\_\_\_\_ My eyes are the color: \_\_\_\_\_

My hair color is: \_\_\_\_\_

My favorite food is: \_\_\_\_\_


My favorite drink is: \_\_\_\_\_

I enjoy: \_\_\_\_\_

When I grow up I want to be: \_\_\_\_\_

# Hidden Mistakes in the Picture

Can you find all 14 mistakes hidden in the picture? Just print.



# Isaac Does What Is Right

## Genesis 26:1-5;12-33

After the third well, Isaac went to Beersheba. Find out what God said to him when he appeared. Starting with the "D," write on the lines every other letter from the spiral. Just print!



---

---

---

---

---

---

---

---

---

---

After many years, Jacob and his brother Esau met. Jacob was afraid that Esau would be made mad and offered Esau many gifts. But Esau was happy to see Jacob again. Find the items hidden in the coloring sheet below and circle.



Genesis 32:13-20; 33:1-20

Can be copied. Not to be sold.  
Copyright © 1999 by The Church of God, International

[Click here for more Parent/Teacher Resources.](#)



Jacob had a dream about God's promises to Abraham and Isaac. God promised Jacob that He would return him to the Promised Land. Follow the path to the stairway in Jacob's dream.



Genesis 28:10-22

Can be copied. Not to be sold.  
Copyright © 1999 by The Church of God, International

[Click here for more Parent/Teacher Resources.](#)

# Last Great Day Word Search

T U H V L X X W Q L S U B P X S Y B S I  
Y D E N E P O G V T E F R H J H A F O Y  
V A R M H C K S P Z S R P S C X S T R K  
L R Q L S W S O T B A A I V K H K B F O  
D T W I U H O E O S T N I F W T I Y T U  
M W B F M I A S Q B R R J Z W A F Z D M  
Y F R E S T Y W E G K Q Q X V R B R A M  
M T G X B E A L L D F F Z S S P S B B V  
K Z A L Y N B V A O A W D T H F I B V I  
B T I E Z C E Y M K Y H N Z B I E Z V Z  
S J M F R P N T E M E E I E T E G T T M  
U F K X E G O J W E M G W Y H K G J H Q  
H N C E Z R R A S E N O B Y R D S J U I  
G I N V P B H G G G N C Z O L U L A P A  
J V C J K X T D J E O C G D R C G M D E  
L M U B S C U Y Q D O E C T A D W O X B  
H P Z T L J Q N T J D P W V A D I Q L W  
G F X R X W X D P S I W J E R D E I D U  
Z D A G R V R A L O Q Q D Z T Y Z G F J  
K T W G E D I R B P E E Q F R O T D A Q

BOOK  
BRIDE  
DEAD  
DRYBONES  
FIRE  
GOD  
GREAT

HADES  
JUDGEMENT  
LAKE  
LIFE  
OPENED  
THRONE  
WHITE

Can be copied. Not to be sold.

Copyright © 1999 by The Church of God, International

[Click here for more Parent/Teacher Resources.](#)


# Create Your Own Bible Picture Puzzle

Materials: Heavy poster paper or white cardboard, scissors, markers or crayons.

Print out the pattern below. Use the pattern and trace it onto heavy paper.

Then draw a picture of your favorite Bible story on the heavy paper. Be sure to add lots of color! Next, cut the pieces of puzzle apart. You've got a puzzle!

Now try to see if you can put it back together.



# Showing Kindness and Love

Draw a line to connect the pictures that show how we can show kindness and love to others. As God watches how we treat others, He is pleased to see us follow His example.

