



# SABBATH KEEPING YOUTH

A Newsletter by The Church of God International

September/October 2006

## The Parents' Corner

### Evolution is Based on Modern Myths

There is a preponderance of scientific evidence to support creation as the correct explanation for our existence. The misconception that evolution is science while creation is religion is propagated by a variety of "myths" surrounding the evidence for evolution.

**Myth:** Our universe is the result of the explosive expansion of the "Cosmic Egg" billions of years ago.

**Reality:** This just ignores the bigger question--who laid the "cosmic egg"? The first law of thermodynamics proves that matter and energy cannot just appear. Evolutionists must ignore the most basic law of science at the very start of their belief system. Furthermore, explosions do not result in increased organization of matter. Has an explosion ever created ordered complexity?

**Myth:** The fossil record proves evolution.

**Reality:** There are no clear

*continued on next page*

## Time for a Nature Walk A Family Devotional

The purpose of this family devotional is to give you, the parent, a practical resource to help you bring God's word alive in your home. The best way to bring it alive is to be relaxed and have fun teaching your kids!

**Preparation:** Plan a family outing to the zoo or some place where you can hike along a trail in the woods. If you can't do either of these, plan an evening around PBS or a video with a lot of wildlife footage. Bring along a Bible, paper, and pencils (or crayons if you have kids who are too young to write).

**Theme Verse:** Genesis 1:1

**Family Time:** After you have taken your trip through the zoo or along the trail sit down with your family at a picnic table and ask each person to write (or draw) their response to the following:

What was your favorite creature and why? Describe the ugliest creature. (Don't tell anyone what it is.) What was the most interesting thing you saw and what was so interesting about it?

Have each person respond to the first question. Then have each person describe the ugliest creature and see if anyone else can guess what it is.



Next, read the creation story in Genesis chapters 1 and 2. Read it fast and focus on the amazing miracle of creation itself. Be careful not to get caught up in too many facts. Help your children marvel at the miracle and greatness of it all. Reinforce the truth of creation as a fact and not a myth or story. Since your kids have returned to school, now is a good time to highlight the difference between creation and evolution. It is important for Christians to believe man was created in God's image for the purpose of having a relationship with God. Your kids need to know they are a special, creative work of God's hand. Finish your discussion by giving your children a chance to ask questions and respond to the creation story.

To close your devotion, have each child pray. In their prayer, have them give God thanks for what they found most interesting and for creating us and this magnificent earth we live on.

---

## How to Handle Evolution in School

Children are taught evolution in schools. Children are faced with trying to discern the bias toward a belief in evolution and believing what Mom and Dad have taught about creation. Your children want to pass the class yet they know evolution is wrong. What should your children do? Here are some ideas to help your children.

It all begins at home. Teach your children to love the Lord with all their heart and be in awe of His creation. One cannot emphasize enough the instruction given in Deuteronomy 6: 4-8.

Tell your children what evolution is. Do not allow the classroom to be the first place they learn about it.

Be involved in your children's education. Ask your children what they learned in science. Discuss with them what is wrong and right about what they learned.

Read the science books your children have to read. Biology books usually discuss evolution in almost every chapter.

Explain that this is what they have to learn to pass the test but they don't have to believe it. Point out what is wrong with evolution and why creation is right.

Give them ammunition to disprove evolution and teach them when it is appropriate to challenge the evo-

lution theory. Here are some basic Bible texts that affirm divine creation. The prophets, psalmists, apostles, and God Himself all testify to the fact that the universe was created.

- Genesis 1
- Genesis 2:13
- Genesis 2:4
- Nehemiah 9:6
- Proverbs 3:19
- Psalm 86:9
- Isaiah 40:26
- Isaiah 41:20
- Isaiah 42:5
- Isaiah 45:8
- Isaiah 45:12
- John 1:13
- Mark 10:5,6
- Acts 4:24
- Acts 14:15
- Acts 17:24
- Ephesians 3:9
- Colossians 1:16
- Revelation 10:6



*continued from previous page*

transitions between vastly different types of animals in either the living world or the fossil record. Lining up three objects by size or shape does not prove that one turned into the other.

**Myth:** Structural and biochemical similarities prove common ancestry.

**Reality:** The lack of fossil transitions strongly refute this myth. Common ancestry is only one of two possible explanations for

similarities. Purposful design can explain the same features in a more direct way. In addition, totally different organisms often display similar features. This supports the existence of a common designer.

**Myth:** The rock layers of the earth form the pages of earth's history showing millions of years of evolutionary progression.

**Reality:** The fossil record does not show a clear, "simple-to-complex" progression of life forms. Life is

complex and well developed wherever it is found in the fossil record. Major groups of plants and animals appear suddenly in the fossil record, with nothing leading up to them. Most rock layers and the fossils they contain can be explained better by a worldwide flood and subsequent events.

A complete set of articles examining science and reality from a Christian perspective can be found at [SearchfortheTruth.org](http://SearchfortheTruth.org)

---

## The Creation

**T**ake a moment to think about places you have been that one can easily see the glory of God. Such as the beach, forest, lake, zoo etc. What did you think of the beauty? Were you in awe? It is amazing to know that God created all of the oceans, trees, rivers, lakes, mountains, valleys, animals, etc. When you take a step back and look at what God has created it is breathtaking. Here is a description of all God created and when.

“In the beginning God created the heaven and the earth. And the earth was without form, and void; and darkness was upon the face of the deep. And the Spirit of God moved upon the face of the waters.”  
(Genesis 1:1-2)

**DAY 1:** God created light and separated it from the darkness. He made the light “day” and the dark “night.” Genesis 1:3-5

**DAY 2:** God created the “sky.” He separated the water to make the clouds and the oceans. Genesis 1:6-9

**DAY 3:** God created land and called it Earth. He separated the land from the water. He also made trees, plants and grasses as well as giving them the ability to reproduce. Genesis 1:10-13

**DAY 4:** God created the sun, moon and stars. These were to give light and keep track of time and seasons. Genesis 1:14-19

**DAY 5:** God created animals for the sky and water. He made birds to fly in the sky and fish to swim in the oceans. He told them to “be fruitful and multiply.” Genesis 1:20-22

**DAY 6:** God created animals for land, reptiles, livestock and wild animals. He then created man and woman and “God blessed them, and God said unto them, be fruitful, and multiply, and replenish the earth, and subdue it: and have domin-


ion over the fish of the sea, and over the fowl of the air, and over every living thing that moveth upon the earth.” Genesis 1:24-31

**DAY 7:** God had completed His creation and He rested. He blessed it and made it “holy” setting it apart from all other days. This day is to be kept by all generations as a day of rest, His Sabbath.

When looking at God’s creation, you can’t help but be amazed. His creation is all around each of us every day. A creation as wonderful as this had to have had a creator.

Let’s just think for a moment about the life cycle of a butterfly. A caterpillar changes into a beautiful butterfly, which is a miracle. We don’t understand exactly what happens when the caterpillar makes its chrysalis and comes out as a butterfly but we see it happen.

Think about all the animals that have the ability to camouflage themselves. They change colors based on their environment so their enemies will not eat them. How do they make their skin or fur change colors? It can’t be explained except to say that God created them to do that. Simply amazing!



---

## A Bible Safari

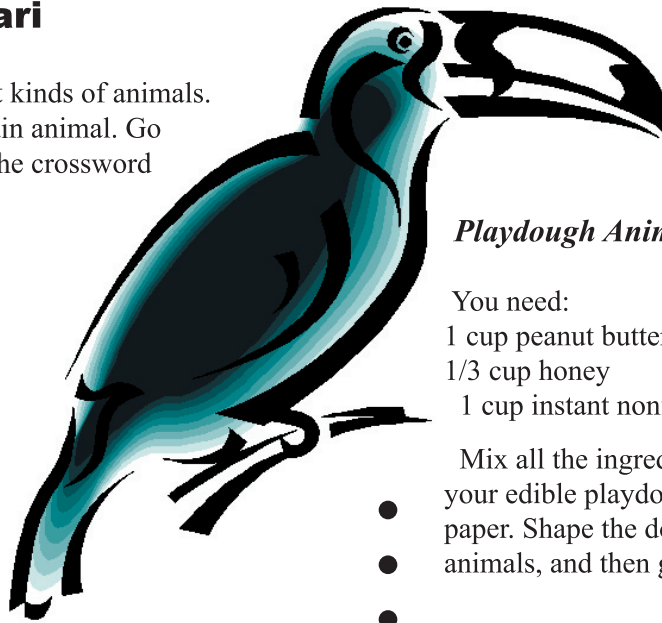
The Bible is full of stories about different kinds of animals. The verses below are each missing a certain animal. Go on a safari through your Bible and fill in the crossword with the correct animals!

### Across

3. "Before the \_\_\_\_\_ crows, you will disown me three times." (Matt. 26:75)
4. "It is easier for a \_\_\_\_\_ to go through the eye of a needle than for a rich man to enter the kingdom of God." (Matt. 19:24)
7. "I saw heaven standing open and there before me was a white \_\_\_\_\_." (Rev. 19:11)

### Down

1. "Suppose one of you has a hundred \_\_\_\_\_ and loses one of them. Does he not leave the ninety-nine in the open country and go after the lost one?" (Luke 15:4)
2. "When the \_\_\_\_\_ returned to Noah in the evening, there in its beak was a freshly plucked olive leaf." (Gen. 8:11)
4. "(Aaron) took what they handed him and made it into an idol cast in the shape of a \_\_\_\_\_." (Ex. 32:4)
5. "The prophets who through faith conquered kingdoms, administered justice, and shut the mouths of \_\_\_\_\_." (Hebrews 11:33)
6. "We have here only five loaves of bread and two \_\_\_\_\_." (Matt. 14:17)



## Tasty Treats

### Playdough Animals You Can Eat!

You need:

- 1 cup peanut butter
- 1/3 cup honey
- 1 cup instant nonfat dry milk

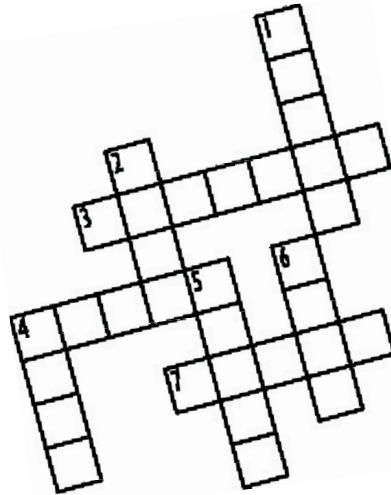
Mix all the ingredients together. Place your edible playdough on some wax paper. Shape the dough into your favorite animals, and then gobble them up!

### African Jungle Crunch!

You need:

- 8 cups popped popcorn
- 1/2 cup honey
- 1/2 cup butter
- 1 teaspoon cinnamon
- 1 small box animal crackers

Preheat oven to 300 degrees. Place popcorn in greased pan. Melt honey, butter, and cinnamon in small pan over low heat. Drizzle over popcorn. Stir. Bake 10-15 minutes stirring every 5 minutes. Remove from oven. Place in bowl and cool. Toss in animal crackers. Eat! Yum! Yum!



---

Noni McVey  
Youth Director  
Church of God International  
P.O. Box 223675  
Carmel, CA 93922