

Lesson 5

Symbols of Bread and

Mark
14:22 26

Memory Verse

For as often as ye
eat this bread, and drink
this cup, ye do shew the
Lord's death till he come
(I Corinthians 11:26)

Teachers Objective

At the end of the session,
the students should be
able to:

1. Define the symbols of
the bread and wine
2. Locate in the Bible the
Sermon on the Bread of
Life
3. Describe what the
New Covenant is
4. Express in their own
words how Jesus Christ
rescued us from this
present world

Materials Needed

See Teaching Activities
for specific activities

Teachers Bible Study

The bread and wine which Jesus instituted at His Last Supper and which are taken yearly by the church today are explained symbolically both by Jesus and by the apostle Paul. The wine represents the shed blood of Jesus who gave Himself as an offering to pay for all the sins of mankind. That full and complete sacrifice makes it possible for one to have any and all sins forgiven upon repentance. The wine also represents the New Covenant made between God and the Christian by the blood of Christ.

The bread represents the body of Jesus, which was torn and beaten for us all in Christ's ultimate sacrifice for mankind. Perhaps the fullest discussion of its meaning is found in John 6. It shows that Jesus is the bread of life. The eating of the bread and the drinking of the wine represent partaking of the eternal life which only God can give. The beaten body of Christ also represents the stripes He took on His back, enabling us to claim the gift of divine healing for our physical infirmities. Read Isaiah 53:4-5 and I Peter 2:24.

You will need the following: Unleavened recipes that have been collected; either a small photo album to put them in, or construction paper and ribbon to make your own book; copies of the Memory Verse Pattern; scissors, colors, pencils, and glue; copies of Activity Pages.

Presenting the Bible Story

Mark 14:22

Jesus and the disciples
met in an upper room
in Jerusalem to keep
the Passover

Read John 6:25–27

Mark 14:23–25

The sacrifice Jesus
gave has forgiven
us for our sins

Mark 14:26

Art and Activities

As a treat, have
one or two recipes
prepared for them
to snack on
while they work

**Explore with
your students
the following
questions:**

**Always close your
class with prayer**

Last week we learned about the foot washing ceremony that Jesus taught the disciples. We continue the events of that evening in the book of Mark. Jesus had participated in the Passover meal many times. The bread that they were eating was unleavened bread. It is a well known fact that bread is considered the staff of life. In Bible times, to sit and break bread and drink wine with someone, was a sign of friendship. The disciples were learning about a new Passover that would not only be for them, but for all of mankind. The bread that they received from Jesus was material, however the lesson Jesus was teaching was spiritual. In John 6:25–59 Jesus gives the Sermon on the Bread of Life. Emphasize with your students that Jesus is that Bread. He is the one who sustains life.

The Passover, celebrated and commemorated God's deliverance of Israel from Egypt. Jesus' body and blood are now the true sacrifice of the Passover. Those who participate in this New Covenant are the people of God.

After Jesus explained the symbolism of the bread and wine, a hymn was sung. They then went to the Mount of Olives.

Teaching Activities

Younger Children

Make a recipe flip book. Two weeks before the Days of Unleavened Bread, ask your students to bring in recipes they particularly enjoy during this feast. There may be a recipe or two that has become a tradition in their family that they would like to share. Make enough copies of these recipes for all the students to make a book. They could decorate the front of the construction paper with a drawing about the feast. If funds allow, purchase a small photo album for each child to put their recipes in.

Do the dot-to-dot activity page. Provide crayons for them to color the picture.

Older Children

All of your students will want to make a recipe book. When they finish, have them make a Bible with the memory verse written inside. See memory verse pattern.

Work the crossword puzzle.

Explore the Subject

1. What is symbolic about bread sustaining physical life?
2. How would you explain Matthew 4:4?
3. Finish the sentence, "the New Covenant is....."

Respond and Reinforce

1. What does repentance mean?
2. What is meant by Jesus is the "bread of life".
3. Discuss the memory verse.


Activity Page

Symbols of Bread and Wine

Mark 14:22-26

Jesus and the disciples met in an upper room in Jerusalem to keep the Passover. Passover celebrated and commemorated God's deliverance of Israel from Egypt. Jesus' body and blood are now the true sacrifice of the Passover. Work the crossword puzzle below.

Refer back to today's story if you have trouble with the clues.



Across

1. What city did the disciples meet with Jesus to keep Passover?
4. Opposite of old.
5. An object used to represent something.
7. An offering.
8. To promise by an agreement.
11. Jesus said, "I am the ____, the truth, and the life" (John 14:6).
12. It is symbolic of the blood of Christ.
15. The disciple who dipped in the ____ betrayed Jesus.
17. A religious festival.
18. Jesus gave Himself as an offering to pay for the sins of ____.
19. Jesus called Himself the ____ of man.

Down


2. It represents the body of Jesus.
3. To have faith, is to ____.
5. To preach on religion, is to give a ____.
6. When you break the law, you ____.
9. After the Lord's Supper, Jesus and the disciples went to the Mount of ____.
10. How many disciples did Jesus send to look for a room to have the Passover meal?
13. Another word for mountain.
14. What did Jesus give the disciples to eat that represented His body?
16. Jesus and the disciples sang what after Passover?

Activity Page

Symbols of Bread and Wine

Mark 14:22-26

Jesus and His disciples ate the Passover meal in Jerusalem. As we have read, this was a special meal because Jesus was teaching us what we should do each year in remembrance of Him.



*"...the bread that I will
give you for the
life of the world
is my flesh."*

John 6:51

Activity Page

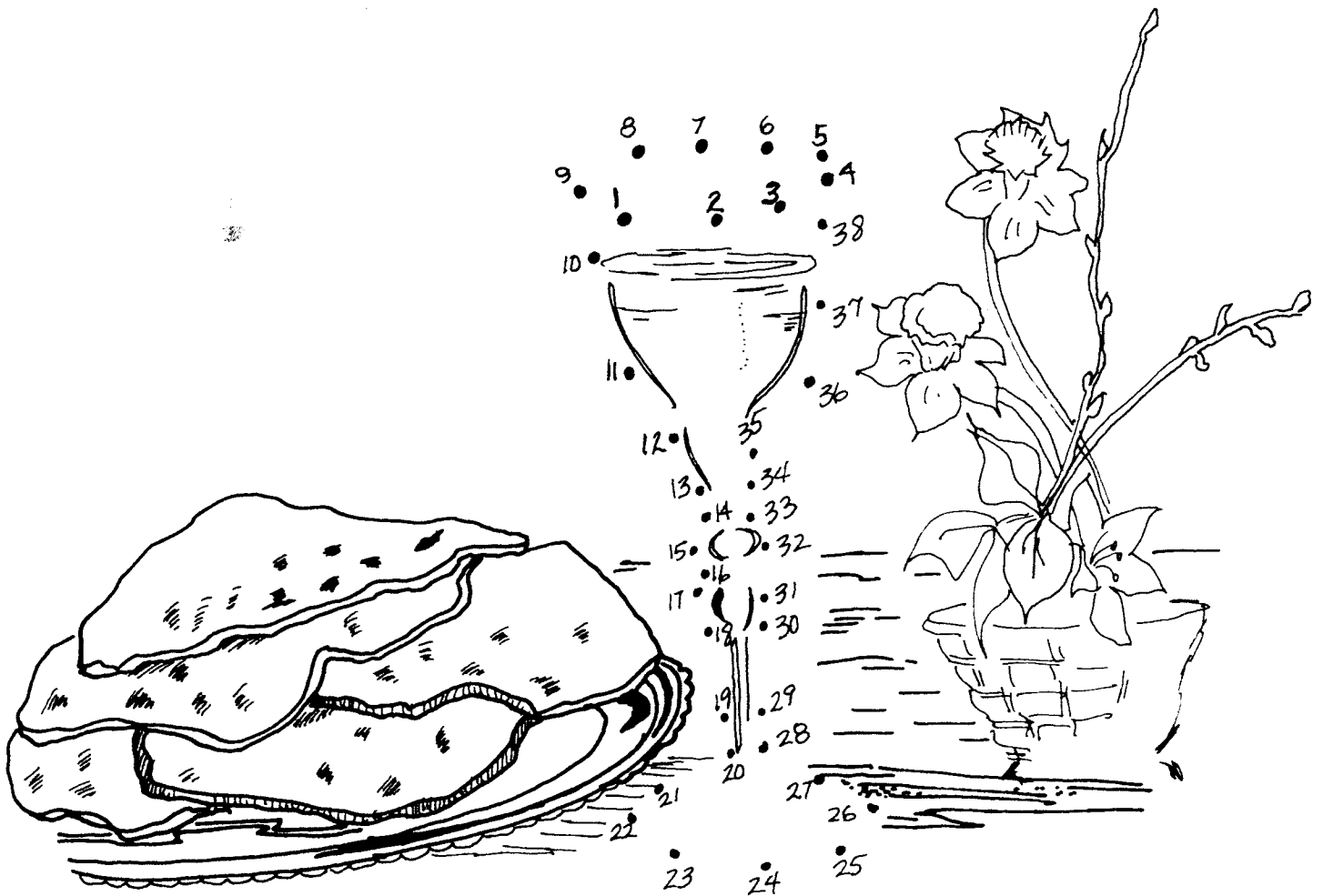
Symbols of Bread and Wine

Mark 14:22-26

Jesus and His disciples ate the Passover meal in Jerusalem. As we have read, this was a special meal because Jesus was teaching us what we should do each year in remembrance of Him.



The wine reminds us of the blood Jesus shed and the bread reminds us of Jesus' body.

Do the dot-to-dot below and then color the picture.



Art Activity

Memory Verse Pattern



Art Activity

Symbols of Bread and Wine

Mark 14:22 26

Each year at the Lord's Supper we partake of unleavened bread
and wine, the symbols of the sacrifice of Jesus Christ for us.
Connect the dot-to-dots, and color the picture.

“The bread that I will give
you for the life of the world
is my flesh”
John 6:51

