



## Lesson 7

# Jesus is Resurrected

### John 18:19

#### Memory Verse

"And now, little children, abide in him; that, when he shall appear, we may have confidence, and not be ashamed before him at His coming"  
(I John 2:28)

#### Teacher's Objective

At the end of the session, the students should be able to:

1. **Define** the importance of Matthew 12:40 and how this is a sign and proof of the Messiahship of Christ
2. **Locate** on a map the areas Jesus visited during His forty days on earth
3. **Describe** several important events that took place during the forty days Jesus walked the earth before ascending to heaven
4. **Express** in their own words the importance of the events that took place during these forty days

#### Materials Needed

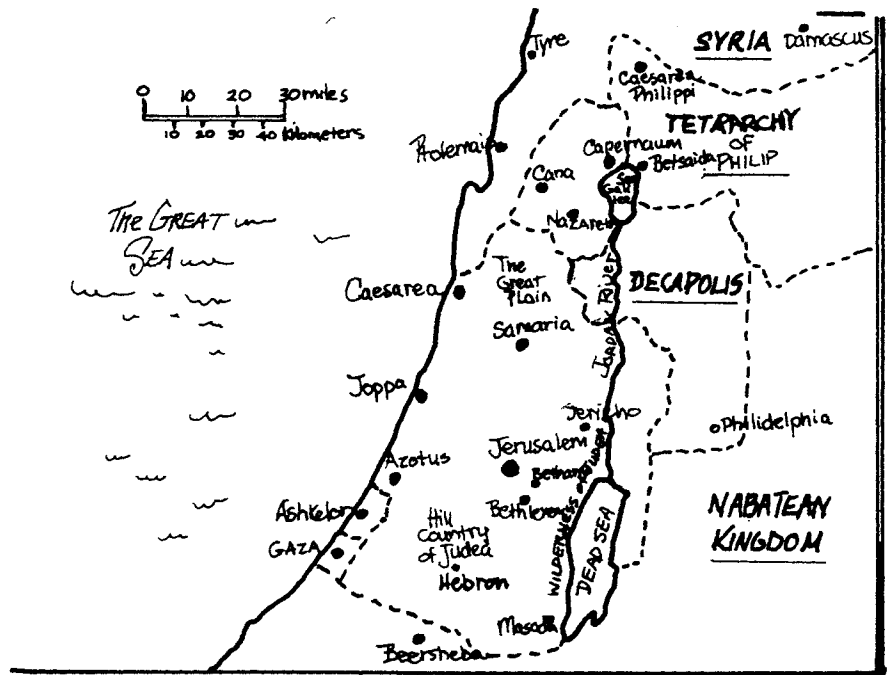
See "Teaching Activities" for specific activities

## Teacher's Bible Study

Christ's resurrection from the dead was the focal point of universal history—an event of ultimate importance without equal in the unfolding of God's master plan. His burial for three days and three nights, and His subsequent resurrection, was the very sign and proof of His Messiahship (Matthew 12:40). His resurrection proved that man could also be resurrected; it showed the viability of God's plan and was the means by which human beings could eventually be resurrected to eternal life.

Upon repentance and baptism, we have the opportunity to take advantage of Christ's sacrifice to pay the penalty for our own personal sins. And through God's grace we can also receive the gift of eternal life. Jesus Christ's life, death and resurrection makes this possible.

Christ has now ascended and is exalted at the right hand of God the Father at the throne of heaven. He is once again actually God, all-powerful and shining in the spirit realm like the sun (Revelation 1:13-16), yet with the same mercy and compassion He exemplified during His physical life. Jesus is the firstfruit of salvation, the first mortal to be made immortal, the first human being to become a member of the God Family. He is the Christian's elder brother and the forerunner of our salvation, the consummate High Priest and Advocate, Intercessor and Mediator before God's throne of mercy.



Make copies of Activity Page for each age group—enough for all your students. Copy "doorknob hanger" pattern on heavy colored paper. Scissors, felt tip pens, pencils, crayons, glue. Brown, black, and white construction paper.

## Presenting the Bible Story

**Matthew 28:2–4**

### Morning of the Resurrection

After the Sabbath, on the first day of the week, the angel of the Lord rolls away the stone from Jesus' tomb. The answer to how life after death can be proven is here. Jesus was "declared to be the Son of God with power, according to the spirit of holiness, by the *resurrection* from the dead" (Romans 1:4).

**Mark 16:14;  
Luke 24:36–43  
John 20:19–25**

The tomb of Jesus is visited by several women, whereupon they find Him missing. Remember that Pilate had put a special seal on the tomb. He also had a soldier standing guard. Pilate was concerned that the disciples would steal the body of Jesus and then claim that Jesus had risen from the dead. The two men spoken of here are angels.

**Luke 24:9–12;  
John 20:2–10**

When Peter and John learn that Jesus is no longer in the tomb, they rush to see for themselves. Peter and John still did not understand that "Jesus had to rise from the dead" (John 20:9). The mere fact that the clothes of Jesus were still in the tomb emphasized that His body had not been stolen.

**Matthew 28:5–7  
Mark 16:5–7**

Two angels appeared to the women who remained at the tomb of Jesus. The angels told them about the Resurrection.

**Luke 24:4–8**

Peter and John visit Jesus' tomb.

**Luke 24:12  
John 20:3–10**

Mary was very sad that Jesus was not in the tomb. Jesus appears to Mary Magdalene in the garden. Later, Jesus appears to the other women.

**Mark 16:9–11  
John 20:11–18**

Jesus appears for the second time to Mary, mother of James, Salome, and Joanna.

**Matthew 28:8–10  
Matthew 28:11–15**

The guards who guarded the tomb of Jesus report to the religious rulers that they were bribed and that an angel rolled away the stone.

**I Corinthians 15:5**

Jesus' third appearance is with Peter.

**Mark 16:12–13  
Luke 24:13–32**

### Afternoon After the Resurrection

Jesus appears to two men on the road to Emmaus. These two men were saddened by the death of Jesus. They felt a tragedy had occurred because they believed Jesus would set up a political kingdom during their time on earth.

**Luke 24:33–35**

### Evening After the Resurrection

These two men on the road to Emmaus tell others that they saw Jesus. The two men tell others what Jesus said. His death was according to the plan of God. His death made the way for the salvation of mankind.

**Mark 16:14;  
Luke 24:36–43;  
John 20:19–25**

Jesus appears to the 11 disciples. Jesus did not need to eat for nourishment. He did this as one more example or proof that He was real. Thomas is absent. When Thomas heard that Jesus had been there, he doubted. He did not believe.

**John 20:26–31**

### A Week Later

Jesus once again appears to his disciples, and this time Thomas is there. Thomas wanted to see for himself the wounds of Jesus. After he did, he did believe that Jesus had risen from the dead.

**John 21:1–14**  
**Matthew 28:16–20**  
**Mark 16:15–18**  
**I Corinthians 15:6**  
**I Corinthians 15:7**  
**Luke 24:44–49**  
**Acts 1:3–8**  
**Mark 16:19–20**  
**Luke 24:50–53**  
**Acts 1:9–12**

### **Art and Activities**

**Explore with your  
students the  
following topics**

**Always close your  
class with prayer**

### **The Following 32 Days**

On the sea of Galilee Jesus appears to seven of the disciples. Jesus performs a miracle of fish. After the disciples had eaten, Jesus asked Peter if he loved Him.

On a mountain in Galilee, Jesus appears to 500 people. The signs that Jesus spoke of did take place. We read about them in Acts 5:12.

Jesus appears to his half brother, James.

While in Jerusalem, Jesus appears once again to His disciples. Jesus tells His disciples that His death and resurrection fulfilled Scripture. The Holy Spirit was announced by Joel in Joel 2:28,29.

While the disciples watch, Jesus ascends to heaven from the Mount of Olives. A “Sabbaths day’s journey” may have been about 2/3 mile.

## **Teaching Activities**

### **Young Children**

Copy the “doorknob hanger” pattern on heavy colored paper. Or, fold construction paper in half and glue for added strength. Using same color paper that the heart was cut out of, or a different color, write “Jesus Loves Me” and glue to bottom of hanger.

Their activity page is a maze. Provide crayons or colored markers so they can color the pictures on the maze.

### **Older Children**

Make a tomb with a moveable rock displaying the words on the inside that say “The Lord has risen.” Make copies of the tomb pattern on black construction paper. Make the stone pattern out of brown paper, and the open door out of white. Follow the directions on pattern.

There are two activity pages for this group. Have the students do activity page entitled “The Tomb” and “Ten Appearances.”

## **Explore the Subject**

1. Is there a significance to the number forty?
2. Do you believe Peter hesitated to say at first he genuinely loved Jesus because he had denied Him earlier?
3. Who and what is the message of the Gospels and Acts. Read Acts 1:8.

## **Respond and Reinforce**

1. Read Matthew 12:40 together and discuss.
2. While Jesus was here on earth for forty days, what did He promise to send?
3. Discuss the memory verse.

## Activity Page

### Ten Appearances

Jesus walked on earth for forty days after He was resurrected and prior to His ascension.

During these forty days, He made ten appearances. Look up the scriptures below, and write on the line who Jesus appeared to.

1. Mark 16:9–11

---

2. Matthew 28:8–10

---

3. I Corinthians 15:5

---

4. Mark 16:12–13

---

5. Luke 24:36–43

---

6. John 20:26–28

---

7. John 21:1–14

---

8. Matthew 28:16–20

---

9. I Corinthians 15:7

---

10. Luke 24:44–49

---

## **Activity Page**

### **The Tomb**

Matthew 28:1-10

1. The tomb was visited by \_\_\_\_\_, \_\_\_\_\_, and \_\_\_\_\_

Matthew 28:1.

2. There was a great \_\_\_\_\_

Matthew 28:2

3. Who descended from heaven? \_\_\_\_\_

Matthew 28:2

4. What was rolled back? \_\_\_\_\_

Matthew 28:2

5. What was Jesus' countenance? \_\_\_\_\_

What was His raiment like? \_\_\_\_\_

Matthew 28:3

6. What happened to the keepers? \_\_\_\_\_

Matthew 28:4

7. What did the angel tell the women? \_\_\_\_\_

Matthew 28:5

8. To whom were the women to tell that Jesus had risen from the dead? \_\_\_\_\_

Matthew 28:7

9. Who met the women on their way to tell the disciples? \_\_\_\_\_

Matthew 28:9

10. Where were the disciples to go and see Jesus? \_\_\_\_\_

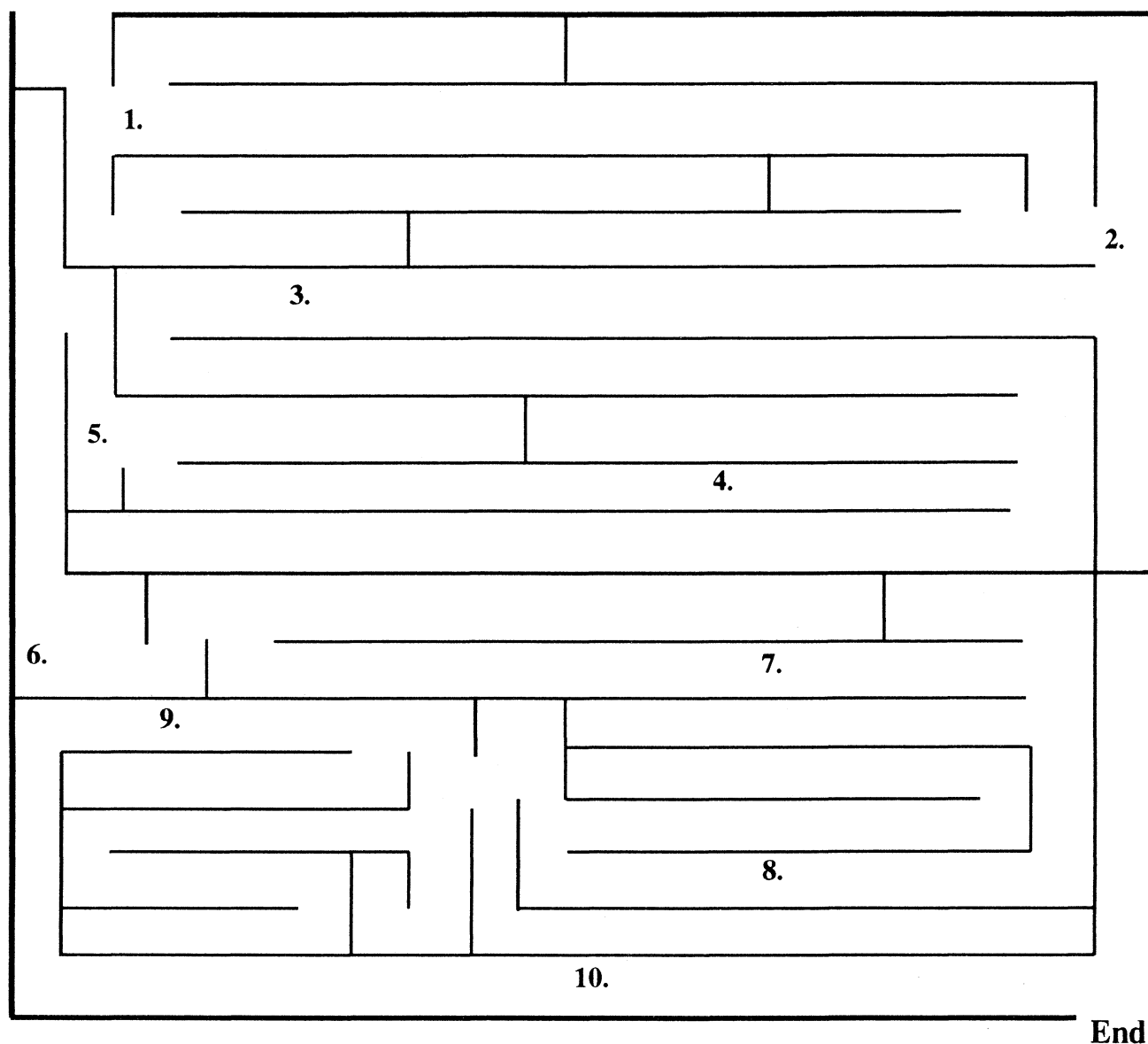
Matthew 28:10

## Activity Page

### Ten Appearances of Jesus

After Jesus was resurrected, He walked on earth for forty days. During this time, He made ten appearances. Below is a maze with numbers one through ten. Follow the numeric order of the maze. Write down who Jesus appeared to at each stop. If you have trouble, look up the Scriptures provided for you at the bottom of the maze.

**Start Here**



1. Mark 16:9-11

2. Matthew 28:8-10

3. I Corinthians 15:5

4. Mark 16:12-13

5. Luke 24:36-43

6. John 20:26-28

7. John 21:1-14

8. Matthew 28:16-20

9. I Corinthians 15:7

10. Luke 24:44-49

## Art Activity

### Tomb and Door Stone

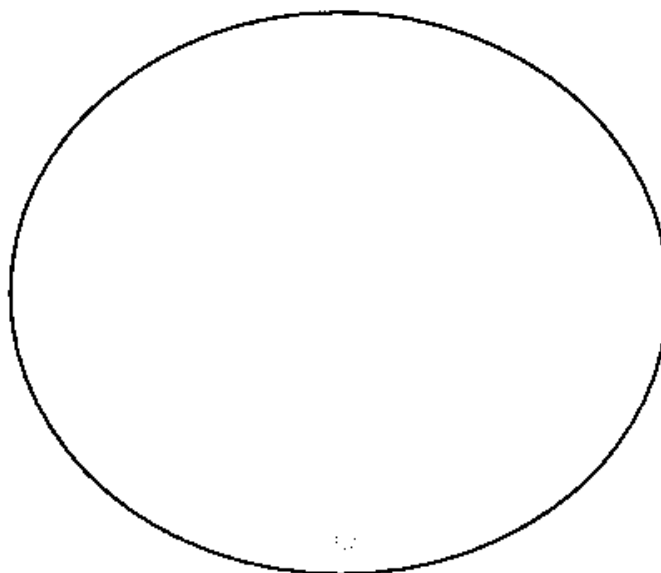
#### Materials Needed:

Scissors


Black, brown, white construction paper

Glue

1 small paper brad for each student



Insert Brad through hole  
at bottom of stone door



## Art Activity

### Doorknob Hanger

#### Materials

Scissors

Colored paper

Glue

Crayons or colored pens

