

SKY

Knowledge
Series 2—Lesson 3

StoryTime



Ssssh...Who's That Talking?

Primary 3–7

Bible Text:
Matthew 6:5–15

Lesson Aim:

To teach children the importance of prayer and to encourage them to pray daily.

Memory Verse:

“Let the little children come to me, and do not hinder them...” (Matthew 19:14).

Words to Learn:

- Reverence
- Temptation
- Will of God

Always Close in Prayer

The Teacher's Bible Study

Prayer is our personal communication with God. When one prays, he utters verbally or mentally his praise for God, his thanks for God's blessings, and also his petition to God for himself and for others. Prayers are an offering to God; they are described as incense stored in golden bowls before God's throne (Revelation 5:8).

Prayers are not mere repetitions imposed or stylized, but rather heartfelt, personal communication with the Creator, equivalent to communication with an intimate personal friend. In prayer, we share our hopes, dreams, frustrations, needs, and desires with God, as we would with our physical father.

In fact, this is a glimpse of how much God loves us. He tells us He is our Father! That is truly an amazing thing! We belong to Him. The Creator God is the Supreme Father, and as a father He loves His children. Whether spiritually young, or physically young, He watches how His children are treated.

He gives us a way to talk to Him, and get to know Him. We are to talk to Him through prayer, and get to know Him through reading the Bible. He wants our fellowship.

When we pray it should be a combination of reverence, thankfulness, willing confession and surrender, appeal, confidence, and trust. Prayer is the communication between “You and me, Parent and child, Friend and friend, Master and servant, King and subject, Creator and creature” (*The Zondervan Pictorial Bible Dictionary*, subject “Prayer”). We put ourselves in His hands.

Jesus' instructions in Matthew 6:5–15 are the clearest in the Bible regarding prayer. We are told to pray to our Father privately, not to be seen of men; not to heap up empty phrases and ritualistic repetitions; to address God as our Father; to revere His name; to yearn and pray for the Kingdom to come; to ask that His Way be followed and His will be done; to thank Him for our sustenance and other blessings; to forgive us for our sins; to help us forgive those who sin against us; to keep us from tempta-

tion; to deliver us from Satan; and to help us understand, appreciate, and look forward to the majesty, power, and glory of God. It was Christ's own approach and example of effective prayer.

If it sounds complicated it is not. Our attitude is pivotal in determining how God reacts to our prayers:

God states that it is our iniquities and sins which separate us from Him, so that He will neither hear nor answer our prayers (Isaiah 59:21). A hard heart doesn't feel sorry or want to change.


On the other hand, when we go to God in faith, with a humble and contrite spirit, He will both hear and spiritually revive us (Isaiah 57:15). God is happiest when we turn from sin and want to do what is right.

God would rather restore us than destroy us. He would rather lift us up than knock us down. He would rather we choose life than death! But He will always give us the choice. Prayer gives us the chance to make better choices by looking to Him for guidance..

In teaching our children the importance of prayer we give them foundational information that is the best and wisest we could ever offer. It will last them their lifetime.

In this ever changing world there is the solid foundation of God. There is refuge, wisdom, and hope in the Everlasting Father, the Prince of Peace, the Wonderful Counselor, our Mighty God. □

Simple as 1,2,3...



Additional Reading for Teacher Study

Matthew 7:7-11

1 Timothy 2:1-4

Are You Listening?

After you read or tell the story you may ask the following questions:

1. *True or false:* Prayer is talking with God—*TRUE*
2. *True or false:* Jesus talked to His Father every day—*TRUE*
3. Does God like for us to talk to Him?—*YES*
4. To keep ourselves from temptation means to not do what we know is wrong—*YES*
5. *True or false:* Jesus said we are to pray loudly and where everyone can hear and see us—*FALSE*
6. *True or false:* God will give us everything we ask for—*FALSE*
7. *True or false:* God is our heavenly Father—*TRUE*

Word Definitions

These definitions were taken from *Webster's New World Dictionary*:

- **Reverence**—an attitude of deep respect
- **Temptation**—to lead away from duty or principle
- **Will of God**—God's wish or purpose to be carried out

SKY Story Time

Sssh, Who's That Talking?

Prayer is what it is called when we talk to God. Prayer can be compared to walking up to our own daddy and placing a hand on his arm to get his attention when we need to talk to him.

Jesus, when He was on the earth, stayed in touch with His Father through prayer.

Every day Jesus talked to His Father. Jesus prayed when He needed to make a decision; and when He needed strength; He prayed in times of happiness and in times of sadness; He prayed for His friends; and He prayed when food was served.

Sometimes we need to talk about something specific, and sometimes we just want to spend time telling God how much we love and appreciate His watchful care. There are so many kinds of prayer.

Often, after spending time with lots of people, Jesus would be tired. He would go to a private place where He could be alone and pray. He always found His father waiting to listen and help.

However, there are some things we can remember as we learn how to pray. Jesus gave us a sample. This is found in the Bible.

Jesus Shows Us How

1 When you pray, remember you are talking to GOD. You are to address God as “Our Father in heaven.”

The words you speak are not to impress others. Nor are you to memorize or repeat a prayer over and over.

When we pray, God is listening. While you cannot see God, He's there! He enjoys this time with us!

2 When you pray be sure to reverence God's name. This means to be in awe of whom you are speaking to.

Tell God how thankful you are for all of His good gifts.

God likes you to thank Him. Talk to Him respectfully.

3 When you pray, tell God that you are looking forward to the time when Jesus returns and His Kingdom is here on earth.

His Kingdom will bring happiness to all mankind. There will be no sickness, death or sadness.

Tell God you are looking forward to that time.

4 When you pray, ask God for the things that are nec-

essary. (You may have seen a new toy on TV and all your friends have the toy, but it is not something you must have.)

Ask God to take care of you and your family.

God wants to provide us with the things that we truly need. Trust God to provide what is best for us

5 When you pray, ask God to forgive you for the things you have done wrong.

Just as God will forgive you of doing wrong, ask Him to help you forgive others that may have done wrong to you.

Learn to share your thoughts with Him. Talk to Him about how certain things make you feel.

6 When you pray, ask God to keep you from temptation which means to keep you from doing things that are wrong.

Ask Him to give you the courage to do what is right.

7 When we pray and are ready to finish talking with God close your prayer with, "In Jesus' name—Amen."

This is to acknowledge Jesus as our Lord and Master. He is our Savior and the Messiah.

It identifies you as a believer; a Christian. It affirms that we can't get to God without Jesus.

Let's Talk About It

We need to pray every day. We may pray when we get up in the morning, or at night before going to bed. We should pray every time we have a meal. We can meditate and pray a silent prayer anytime we want to.

We can pray standing up, kneeling, sitting down, or laying flat on the ground. You can pray in any language, at any time, in any place! God doesn't give us everything we ask for, but God always answers our prayers. Sometimes He answers "Yes"; sometimes He answers "No"; and sometimes He says "Not right now; wait."

We are talking to our Heavenly Father, and He does hear us! We can make decisions, but let's always ask our Father if they are good ones!



The End

Crafty Ideas

To make the children: fold an 8 1/2" x 11" paper in half (along the 11" length); fold in half again; fold once more. Draw the outline of the figure. Cut out. Each sheet will make at least four children (eight if you stack the figures). Let the student draw the faces and clothes on the little figures. To make the figure that represents Jesus: fold sheet of paper in half. Draw the outline and cut out; let the children color the figure. □

Crafty Ideas

Children Come to Me...



Materials To Use:

- Sheets of paper.
- Crayons or markers.
- Scissors.
- White glue, plate, or tape.