



 **sparks**

Feast of Tabernacles
Building Godly Treasure

Teacher's Booklet
Church of God International

Notes to the Teachers

- *Bible version used in lessons will be NKJV unless noted.*
- *It is up to you to have the children memorize the memory scripture. If you like, just have them read it out loud together. They are there for the main theme for that day's lesson.*
- *Your lesson content is identical to what the children have, but added notes for teachers will be italicized in your lesson book.*
- *You can have students fill in the blanks or answer out loud.*
- *Remember children classes are to be fun for both the children and the teacher. Therefore, make any necessary changes that suit your class' needs, and also if you get inspired to go off script, please do. You are the teacher. These lessons are just to aid you in teaching the children.*
- *Day one idea is for the children to create treasure boxes. Below are instructions for different ways to create a treasure box.*
- *Day two through five, you can have each child decorate a "treasure" with the theme for that day to place in their treasure box. The treasure template is included in both the teacher and student booklets.*
- *There are also activity and coloring pages included in both teacher and student booklets.*
- *The treasure chest picture pages (pages 4-6) **are not** in the student booklets. It is so that you can be free to decide which chest idea would best suit your class.*

Craft Ideas

Day One: Treasure Chest Craft Ideas

Here are some ideas on how to have the kids create their own treasure chest.

1. You can purchase papier-mache treasure chests at: www.orientaltrading.com or www.discountschoolsupply.com
2. You can make treasure chests out of paper bags. I found the idea on <http://www.modernmami.com/parenting/paper-bag-craft-kids-treasure-chest/>

3. a. Materials needed: Paper bag, Construction paper, Scissors, Glue Stick, Markers, and 1 Pipe cleaner
- b. Cut top of paper bag, starting about an inch down, into a curve. Fold down.
 - c. Draw chest buckle across the middle of bag, right under the folded-down flap. Be sure to draw across the back of bag too!
 - d. Draw a “strap” down each side of paper bag, creating the illusion of the chest’s leather straps and studs. Again, be sure to also draw straps on back of bag.
 - e. Cut out a small square of construction paper and draw a keyhole on it.
 - f. Glue keyhole to front of bag and seal closed.
 - g. For extra fun, shape pipe cleaner into a skeleton key for “opening” the treasure chest.



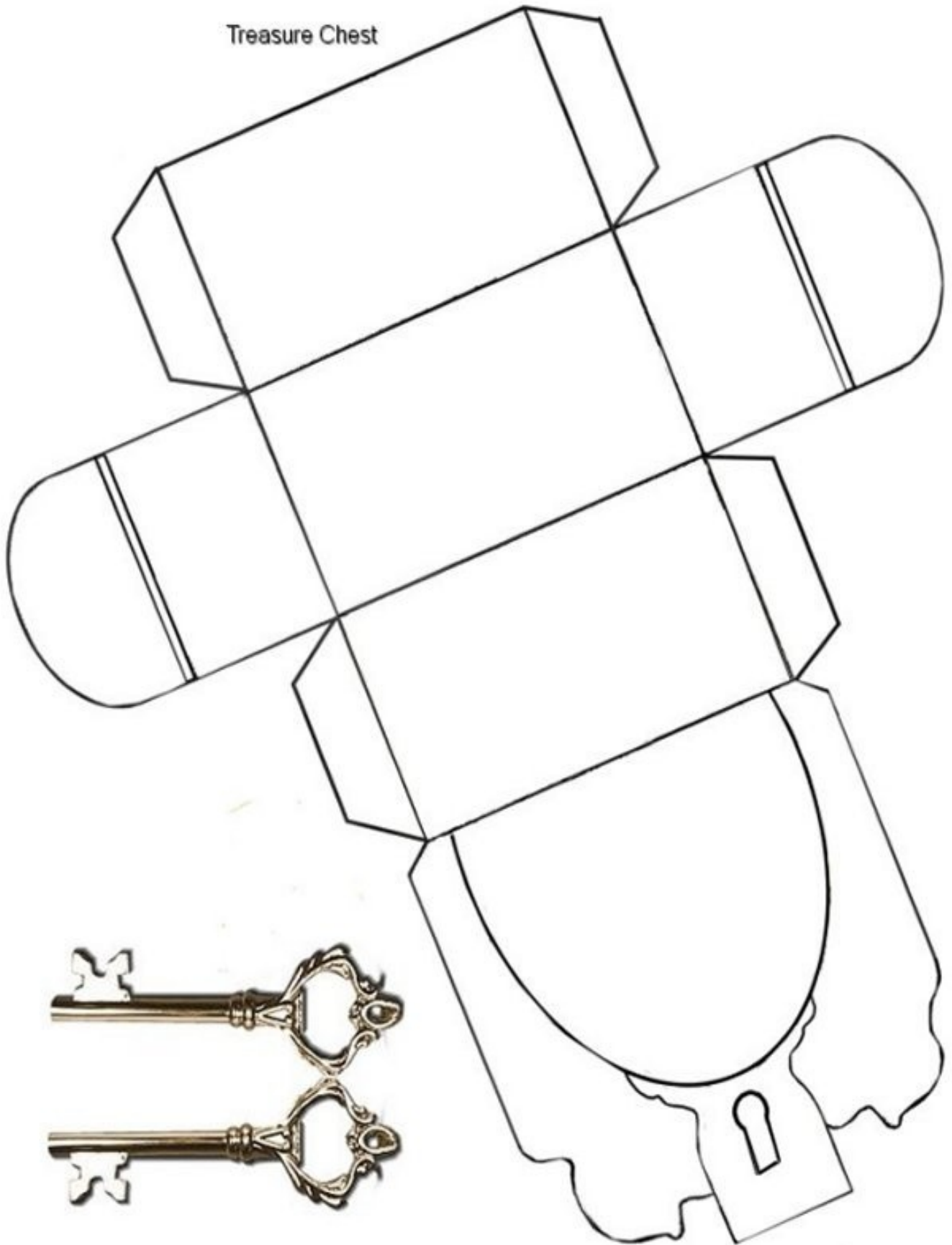
4. You can use one of the templates and copy them onto paper to make paper treasure chest. There are three to choose from. Two of them make a 3-dimensional chest and one is an idea to make a flat paper chest that can be decorated.

The rest of the days the kids will create their own “treasure” to add to their treasure boxes. They can label their treasures with the theme for that day. You can use the included coin page that the students have in their books, use construction paper, paint rocks, or whatever you come up with. If you do the painted rock idea, you can either purchase rocks prior to the Feast or have the kids do a nature walk to gather rocks.

Another suggested activity

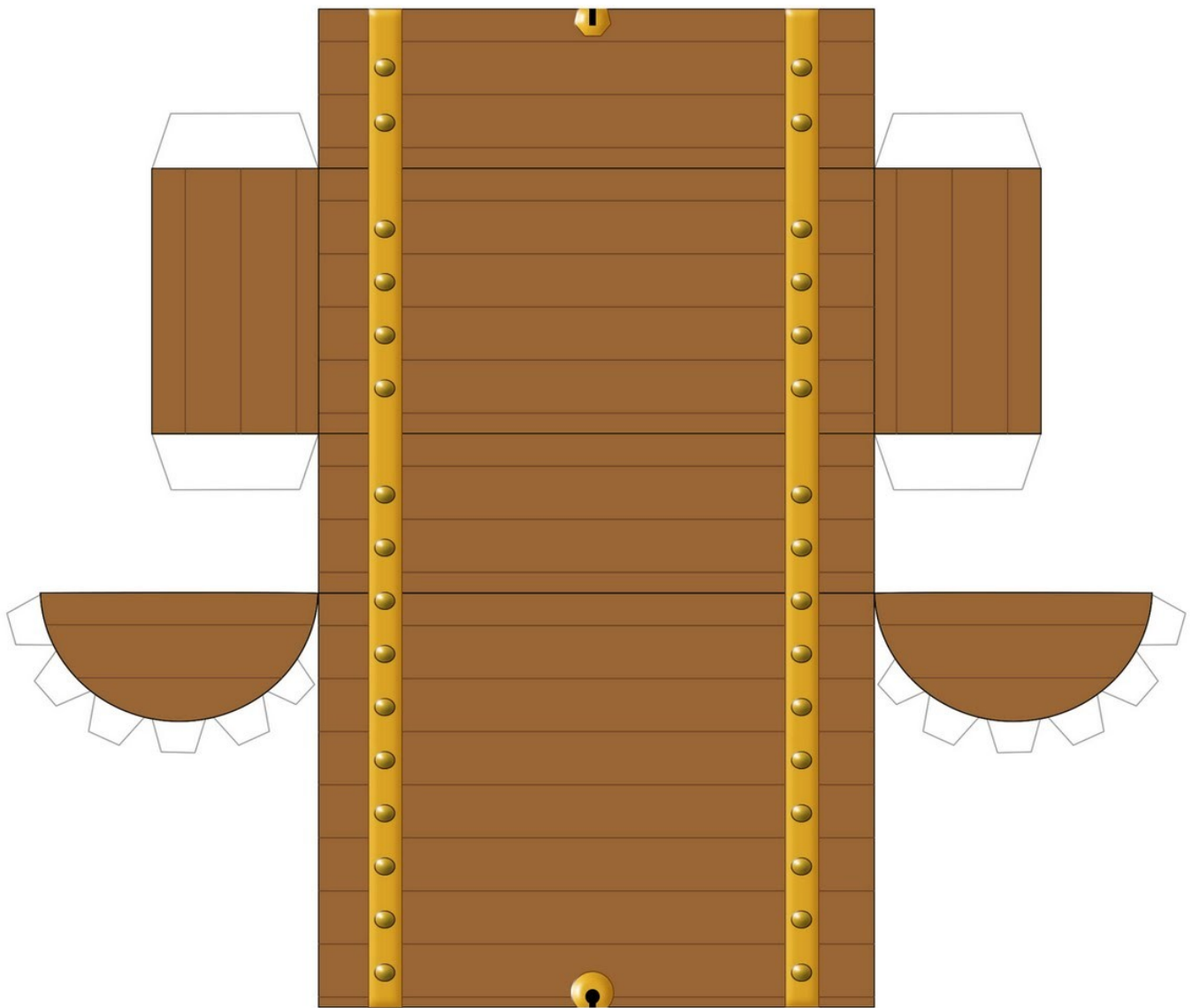
Activity suggestion: You can hide their treasure boxes (all in the same place), and draw a treasure map. Then, make enough copies for students to share, like in a group of two or three. This will make them work together in finding their treasure boxes.


Treasure Chest




Pirate Treasure Hunt

Print & cut out all the components, write your own clues (cryptic or not- depending on the age of the kids), stick the treasure chest together & lay out a fun treasure hunt!

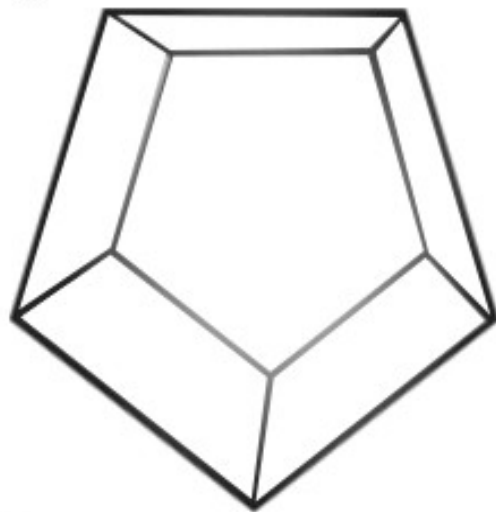
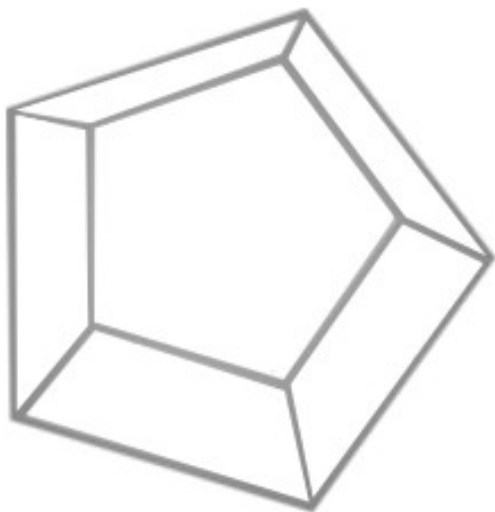




EastCoastMommy.com



Treasure Templates



Lesson 1

Building Treasure

Song Idea:

"Let Your Light Shine" by Hillsong

Good lyrics video <https://www.youtube.com/watch?v=oXkxRNEy8XA>

And a fun motion video <https://www.youtube.com/watch?v=FkRSDzmuvOw>

*** *Start off with prayer***

Objectives:

- *The Kingdom of God is a Treasure*
- *We are His treasure pieces*

Memory Verse

"Again, the kingdom of heaven is like treasure hidden in a field, which a man found and hid; and for joy over it he goes and sells all that he has and buys that field." (Jesus -Matthew 13:44)



Treasure Box

If you found a treasure box in a field, what kinds of things might you find when you open the box? *(Allow children to circle what they think, and if you like, have them share their ideas that aren't on the list.)*

Gold	Jewels	Dirty Socks
Maps	Money	Old Food
Clothes	Letters	Pictures

Did you know that treasure doesn't just mean things like gold and jewels? It also means something of great worth or value; a person can also be esteemed as rare or precious and be referred to as "a treasure." (<https://www.merriam-webster.com/dictionary/treasure>)


What are some things that are precious to you? *Remember, you can have the children fill in their ideas or list them out loud.*

God wants you to understand what a great treasure His Kingdom is – better than any treasure box you might find.

The Feast – A Taste of Treasures to Come

It is such a blessing to be here celebrating God's Feast of Tabernacles and the Last Great Day. It is a joy to be around His people for eight days, to learn about God the

Father and Jesus Christ, and to make friends. It gives us a tiny glimpse of the Kingdom of God. We know that the Kingdom of God will be much more enjoyable, but we all should be very happy to be able to at least get a small taste of God's Kingdom when we attend the Feast.



Isn't it great to be at the Feast? What are your favorite things about the Feast?



Do you know that these days represent a time when all pain and sorrow will be over? Do you know that these days also represent when Jesus returns as Lord of Lords, and His Kingdom is established here on earth? John describes it in Revelation 21: 2-3. He sees in a glorious vision the New Jerusalem, God's Kingdom, coming down from heaven to dwell on earth with us. This is when Jesus becomes our King of Kings and Lord of Lords. How great and wonderful will that day be! God's kingdom will be here on earth!

We are all to look forward to this time when God's Kingdom will come to earth and Jesus will dwell with us. This is what the Feast of Tabernacles reminds us of every year. The time when the lamb will lie down with the wolf, the leopard will lie down with the goat, the calf and young lion will be together, and a child will lead them all (Isaiah 11:6). This means that all the animals will also be nice. What an exciting time for everyone on earth!

Can you think of other animals that are dangerous or deadly now? Are there any of the animals that you would like to be able to have or at least pet in the Kingdom?



Won't it be nice to not fear any animals in the Kingdom?

Did you know that this time is also when those who have died will be resurrected, which means brought back to life? Is there anyone you would like to meet in the Kingdom of God?


This is what the Feast of Tabernacles represents. It is to remind us of this future wonderful time when the world will be made right, the dead will live again, death will be no more, and the Kingdom of God will come from Heaven and be placed on earth forever.

You remember the scripture that started the lesson? Jesus tells us that God's Kingdom is like a treasure. Now don't get confused about the term "Kingdom of Heaven" — it means the same thing as the Kingdom of God and God's Kingdom. Right now

His glorious kingdom is in Heaven, but sometime in the future it will move down to earth.

Priceless You

Did you list a person that is a treasure to you? Did you know that God wants us to be His treasure? The Kingdom of God is like a giant treasure box that He wants to fill with precious and valuable things. He wants us to be His priceless treasure in His kingdom. So, how can we become treasures? Well, we first love God the Fa-



ther and Jesus with all our hearts. We know that they are more valuable than all the money and treasure in the world. We then learn how to treat others, and one way to learn these steps is from the Bible.

The Bible tells us that real treasures are not from wealth, but in good deeds. We are “to be rich in good deeds, and to be generous and willing to share (1 Timothy 6:18). Performing or doing good deeds, showing generosity and sharing with others are treasures that we can build within ourselves (1 Timothy 6:19).

During the next four days we are going to learn some good deeds that we can do that will become our treasures that we should have. We all are precious in God’s sight. He loves all of us dearly, and wants to see us shine.

What are some good deeds you might do while you are at the Feast this week?

Never think that just because you are young you can't grow Godly treasures, because Christ loves the little children. You are part of His family, part of His treasure. So, let us strive to make His treasure shine this Feast of Tabernacles.

Review

- What is our memory verse? *They can recite it or just name the book, chapter, and verse.*
- Name some things that are treasures to God (*Answers can be: His Kingdom, you, the Feast, good deeds*)

Activity

- *Have the kids work on the treasure chests.*
- *After the children leave, if they finished their treasure chest and if you want to, you can hide them and draw a "treasure map" for them to work together the next day to find their treasure boxes.*

Lesson 2

Treasure of Love



- * *Start off with prayer*
- * *Practice the song*
- * *Have them find their treasure boxes if you hid them.*

Objectives:

- *The importance of love*
- *What love is and isn't*
- *How to show love*

Memory Verse

So he answered and said, "You shall love the LORD your God with all your heart, with all your soul, with all your strength, and with all your mind," and 'your neighbor as yourself.'" (Jesus-Luke 10:27)

Precious Love

Many, many years ago there was a baby born just like you. Well, maybe not just like you because he wasn't born in a hospital, birthing center or at home. He was actually

born in what we would call a barn. However, the point is this child was a baby just like you were when you were born.

This baby grew up and was very smart. In fact, he even taught the priests in the Temple in Jerusalem at the age of twelve. So we can definitely say that he was smart, but he never bragged about his smartness. He did not seek His own glory either. He did not try to become famous like many people do today. No, he was humble and caring.

I bet by now you all can guess who this boy is? (*Give the children a chance to say who they think it is*)

Yes, Jesus Christ our savior. The point is Jesus was human at one time, just like we are, and He had precious love. Jesus did not come here to brag. He did not say, “Oh look at me - I am the Son of God, so you all better make me king.” No, He taught people how to treat others. He tried His hardest to soften the hearts of many and to encourage the downhearted. His main message was that you have to have love.



He is the fullness of love. Jesus sacrificed Himself out of love for everyone. He wants people to follow Him and make it to the Kingdom. He wants us to become like Him and have the treasure of love inside ourselves.

Did you know that the memory scripture that Jesus said was actually first told to Moses? God tells Moses in Deuteronomy 6:5 “You shall love the LORD your God with all your heart, with all your soul, and with all your strength.” And then in Leviticus 19:18 “You shall not take vengeance, nor bear any grudge against the children of your people, but you shall love your neighbor as yourself: I *am* the LORD.”

Therefore, Jesus was re-teaching what God had already told Israel many years before.

Unfortunately, many of the people had forgotten that these two commands from God contain all the law. Love is the key to helping you follow God.

What is Love and Isn't love

We find a great definition of Love in 1 Corinthians 13:4-8a. Here is a list of what Love is and isn't, taken from the *Amplified Bible* because it is a little more detailed.

- * It endures with patience and serenity
- * Is kind and thoughtful
- * **Not** jealous or envious
- * Does **not** brag
- * Is **not** proud or arrogant
- * Is **not** rude
- * Is **not** self-seeking
- * Is **not** provoked, meaning overly sensitive and easily angered
- * It does **not** remember past wrongs
- * It does **not** rejoice at injustice
- * It does rejoice with the truth.
- * It bears all things
- * It believes all things (looking for the best in each one)
- * It hopes all things
- * It endures all things
- * It never fails

As we can see, Love is powerful and probably hard to do all the time.

(Let some children share with the next couple of questions)

Can you remember a time where you were Jealous of someone? Have you ever been angry? Have you ever bragged about something, like maybe you got a new toy that your friend wanted, and you got caught up in bragging about the new toy to your friend?

Don't worry - all of us fall short. We all make mistakes. That is why we pray and ask for forgiveness. Yet we all should strive to have more love in our lives.

How to show love

Do you have ideas of how you can show love to others?



What are some times in your life that someone has shown love to you?

Did you know that if you pay attention, you can easily find moments to show love to your neighbor? Now, neighbor doesn't mean just your next door neighbor. A neighbor is anyone you come into contact with. So let's say you are going into a store and you see a person behind you about to enter the store also. You can show love to this "neighbor" by holding the door open for them.



Also, you can show love to your parents by helping around the house. Maybe even taking out the trash? Trash may be stinky but someone has to take it outside, and that someone can be you by showing love to your parents. You can show love to your siblings, if you have any, by sharing your toys.

Now, we have discussed some ideas on showing love to others. How do we show love to God? Well, the Bible is pretty clear. Jesus tells us “ ‘He who has My commandments and keeps them, it is he who loves Me. And he who loves Me will be loved by My Father, and I will love him and manifest Myself to him’ ” (John 14:21). And John tells us again in 1 John 5:3, “For this is the love of God that we keep His commandments. And His commandments are not burdensome.”



Keeping God’s commandments shows Him that we love Him. It is the same as when you do what your parents tell you. It shows them that you love and respect them. God is our great Father in Heaven, and He loves it when we do what He tells us to do.

Love is the most important gift of God’s Holy Spirit. So therefore, you can say that Love is the most important treasure to have in your treasure box because you can’t have any other treasures without love.

Today look for opportunities to show love to someone. You can even pray and ask God to help you increase your treasure of love by giving you opportunities to show love. He listens all the time every day, so pray and talk to Him. He loves hearing from His children.

Review


- What is our memory verse?
- Name some points that you learned about love.

Activity

- *Have the kids create a treasure for love.*
- *They can also do the activity page.*



FIND THE WORDS!



- | | |
|--------------|-----------|
| - LOVE | - FATHER |
| - OBEY | - FRIENDS |
| - GREATER | - COMMAND |
| - JESUS | - KING |
| - SON OF GOD | |



And he hath on
his vesture and on his
thigh a name written,
King Of Kings, And
Lord Of Lords.
Revelation 19:16

For more activity pages make
sure to visit busybooksandmore.net

Lesson 3

Treasure of Serving

- * *Start off with prayer*
- * *Practice the song*

Objectives:

- *Children are important to God*
- *Powerful youth from the Bible*
- *You can serve*

Memory Verse

"Each of you should use whatever gift you have received to serve others, as faithful stewards of God's grace in its various forms." 1 Peter 4:10 NIV



Children are Important to God

Did you know that God used children in the Bible? *(Let the children answer yes or no or show hands for affirmative. You can also let someone give an example if anyone said yes.)*

God does not look at the age of someone but at the heart of someone. There are children in the Bible that served God in great ways. In fact, children are very important to God. Jesus told His followers, “³Assuredly, I say to you, unless you are converted and become as little children, you will by no means enter the kingdom of heaven. ⁴Therefore whoever humbles himself as this little child is the greatest in the kingdom of heaven. ⁵Whoever receives one little child like this in My name receives Me” (Matthew 18:3-4).

You are our examples of how we are to act in order to enter the Kingdom of Heaven. Isn't that really neat? You can be examples for others. So therefore it is important to build Godly treasures inside yourself to help you become the best example that you can be.

Yesterday we learned the treasure of Love. Love is the greatest gift and fruit of the Spirit. It is what should always be the basis for all the treasures within you. This next treasure that we all should have is the treasure of serving. It can be used to show love to others, respect to others, helpfulness to others, etc...

Now just because you are young does not mean that you can't serve. Later we will discuss ways that you can serve others, but right now we are going to learn about some serving children from the Bible.



Samuel

Samuel was just a young boy when he was put under the Priest Eli to serve the Lord. An ancient Jewish historian named Josephus stated that Samuel was a young boy of twelve when God spoke to him. It was very rare at this time for God to speak to anyone in Israel. Israel was not living very righteously at the time of Samuel. In fact, the priest's sons were not following God when it came to the sacrifices. They would steal a portion of the sacrifice for

themselves. The priest, Eli, would chastise his sons, but they would not listen to Him. They were breaking the Fifth Commandment of honoring their Father.

Therefore God brought up the child Samuel to minister before Him (1 Samuel 2:18). God does use children. God spoke to Samuel. At first Samuel thought it was Eli calling him (1 Samuel 3:4). In fact, God called Samuel three times before Eli figured out that God must be calling Samuel, and Eli told him to listen to the voice (1 Samuel 3:8-9).

Samuel did listen to God, and did what God told him to do. You can read the whole story with your parents in First Samuel chapter three. The point is that Samuel was very young when God first called him to serve Him. Samuel grew up to be a very wise prophet who always served the Lord, and the Lord was with Him throughout his entire life. His story should be an inspiration to children to see how important it is to follow God, and how, even as a child, we can serve the Lord.

David

David is another youth that served God. You all have probably heard the story of David and Goliath. But did you ever wonder how old David was when he defeated Goliath? The story of David and Goliath starts in the first book of Samuel, chapter seventeen. Let's point out some details prior to David meeting Goliath.



- David was the youngest of eight sons.
- Only the three oldest were old enough to be in God's army. (1 Samuel 17:12-14)
- This means that the fourth oldest son was at most nineteen years old; thus, David would have to be a few years younger than him. (Numbers 1:45)
- Some scholars believe he was at most fifteen years old when he fought Goliath.

Can you imagine fighting a giant at fifteen years old? We can't determine David's exact age, but we can make an educated guess. We do know he was young. Even Saul reacted in surprise when David stood up in front of everyone to announce that he was going to fight Goliath. Saul told David, "You are not able to go against this Philistine to fight with him; for you *are* a **youth**, and he a man of war from his youth" (1 Samuel 17:33).

David did not let his age stop him, though. He had already witnessed God's mighty power in his life as a shepherd boy. God helped him to protect his sheep from a lion and a bear (1 Samuel 3:34-36). David believed in the mighty hand of God, and because of his faith, God helped him slay Goliath. David became a mighty hero for all of Israel when he was just a youth.



Yes, You Can Serve

God may not call you to serve Him by becoming a prophet, and He most likely won't call on you to fight a giant. But you can still serve God by serving others. God wants all His people to serve in whatever ways they are able to do whether young or old.

Remember the memory verse? Why don't you write it out here: (*Serving idea: have the older kids help the younger kids or write it out for the younger kids.*)

It pleases God when we serve others. Remember, even Jesus came to serve and not to be served (Matthew 20:28). Therefore we all should find ways to serve, for “It is more blessed to give than to receive” (Acts 20:35).

What are ways that you can serve others? Can you list some? Here are some ideas to get you started: help out around the house, keep your room clean, help a friend with a project, help a neighbor clean up their yard, help out at church by passing out the announcement

Now, your turn: *(They can either write it down or recite. You can always have older kids help the younger kids again.)*

All it takes is paying attention to what is going around you. There will always be times that you can help someone. Service is a precious jewel to have in your treasure box.


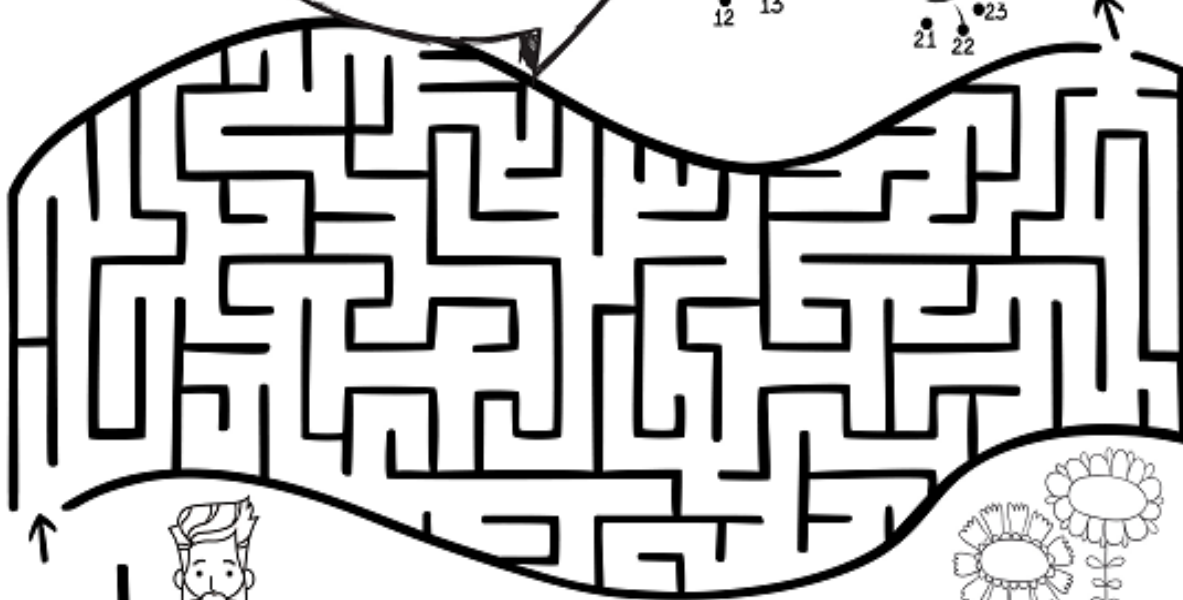
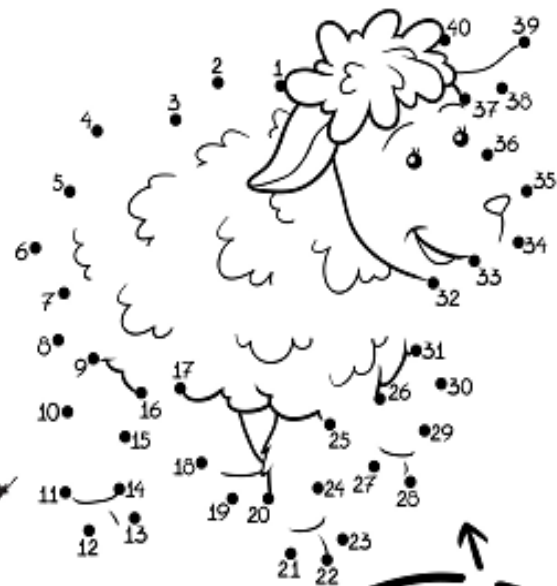
Review:

- What is our memory verse?
- Does God use youth to serve him?
- Do you think God was pleased that Samuel and David served Him?
- Are you going to look for ways to serve today?

Activity

- *Have the kids create a treasure for serving.*
- *They can also do the activity page.*

Connect the
dots then
help the
shepherd find
his lost sheep



The Lord is my shepherd;
I shall not want. He maketh me to
lie down in green pastures: he
leadeth me beside the still waters.
He restoreth my soul: he leadeth
me in the paths of righteousness
for his name's sake.

Psalm 23:1-3, KJV

Lesson 4

Treasure of Kindness

- * *Start off with prayer*
- * *Practice the song*

Objectives:

- *Anyone you come in contact with is your “neighbor”*
- *The value of Kindness*
- *How to be kind*

Memory Verse

And be kind to one another, tenderhearted, forgiving one another, even as God in Christ forgave you. – Ephesians 4:32



Who Is Your Neighbor

One day after school a group of mean kids beat up another kid, and left him up against the school building. Then by the most popular kid in school came by. Everyone at school liked the popular kid. He seemed so cool. Looks can be deceiving, however, because when he saw his classmate bleeding, hurt, and up against the wall, the popular kid walked to the other side of the sidewalk and passed by the wounded kid. He didn't stop to help his classmate at all.

Then the smartest kid came along and she noticed the hurt classmate. She looked at the boy, but she was too afraid to stop. She, too, went past him without stopping to see if he needed any help.

But then the most unpopular kid in school came by and saw the hurt classmate. He ran up to him and asked if he was okay. He helped him up and half carried him inside the school. He took him to the school nurse and stayed by his side to make sure that he was going to be alright. In fact, he didn't leave his classmate's side until the injured boy's parents came to the school to pick him up and take him home.


This unpopular kid then had to walk home because he missed the bus to help his classmate. However, he went home with a clean conscious knowing that he did the right thing. He had shown kindness to his "neighbor."

This story makes the point that anyone you come in contact with is your neighbor, and we are to love our neighbor as ourselves (Leviticus 19:18). Therefore we are to treat our neighbors the same way we would want to be treated. Who wants to be treated poorly? We all want people to treat us kindly, so this teaching shows we must also treat others kindly.

Ask the kids how they think the hurt boy felt when the other two classmates walked by him?

The Value of Kindness

The above story is an adaptation of the parable Jesus told His disciples about the Good Samaritan. Today we use the word Samaritan as a general term for someone who is helpful. However, when Jesus was telling His disciples this story, a Samaritan was looked down on. They were not liked very much. Yet He used a Samaritan in the story that showed kindness to someone who was hurt when others walked on by ignoring the beaten person.



Jesus was pointing out that it isn't status that makes someone valuable in His eyes, it

is the person's actions, and kindness is very valuable. Remember that love is the most valuable treasure. Love is kind (1 Corinthians 13:4).

Kindness is very important. It is one of the Fruit of the Spirit mentioned in Galatians 5:22. In fact, God is very kind to us. It is because of His love and kindness for us that He sent His only son, Jesus, to die for us, so that we can have eternal life with them in the Kingdom of God. That is some priceless kindness that God has done.



Be Kind

What are some ways that you can show kindness towards others? *If they want to they can just answer out loud instead of writing it down.*

Did you know that we also must be kind with our words? Paul tells us to get rid of all “evil speaking” (Ephesians 4:31). Evil speaking can be gossip, calling someone names, disrespectful talking, and anything else that is not nice. We are instead to speak in kindness to each other in love. Jesus says that out of the heart the mouth speaks, meaning that if we are speaking mean things, our heart is mean, but if we are speaking words of kindness, our heart will be filled with kindness. Make sure you are kind with your words.

Another type of kindness is sharing. God likes it when we share. He shares His creation with us. You can share your toys with your friends. It is a very easy way to show kindness. *You can see if anyone wants to share a story about when they have shared something.*

Another easy way to show kindness is to say thank you when someone is kind to you. A quick smile and a thank you can bring a lot of joy to someone else. A thank-you note to anyone who gives you a gift or does something especially nice for you makes that person feel appreciated and happy.

- Share with each other how others have shown you kindness.
- How did it make you feel when someone was kind to you?
- Tell of a time when someone wasn't very kind.
- How did it make you feel when someone was unkind to you?

We all have had experiences with kindness and unkindness. It is not very fun when someone is unkind, but it is really fun when someone is kind. So choose to be kind. Choose to build this treasure in your heart your inside treasure box. You all can be examples of Jesus by showing kindness just like He does.




Review

- What is our memory verse?
- Who showed kindness to their neighbor in the story?
- Are you going to look for ways to be kind today?

Activity

- *Have the kids create a treasure for kindness.*
- *They can also color the coloring page and activity page.*

..... Bee Kind




AND BE YE KIND ONE TO ANOTHER,
TENDERHEARTED, FORGIVING ONE ANOTHER, EVEN
AS GOD FOR CHRIST'S SAKE HATH FORGIVEN YOU.

..... EPHESIANS 4:32

for more activity pages visit: BusyBooksAndMore.net

Think of others

Luke 10:30-37



Draw a picture of something kind you are doing for someone

Find the words below
in the square and draw
a line around them.
It helps if you shade
in the boxes that have
an 'X' or a 'Z'.

SERVE
CARE
AID
LOVE
GIVE
SHARE
HELP

X	Z	X	S	H	A	R	E
C	A	R	E	X	I	X	Z
Z	X	X	R	Z	D	Z	X
X	Z	X	V	X	Z	X	X
Z	X	H	E	L	P	X	Z
X	Z	X	X	O	X	Z	X
X	X	G	I	V	E	X	X
Z	X	Z	X	E	X	Z	X

Lesson 5

Be a Spark



- * *Start off with prayer*
- * *Practice the song*

Objectives

- *Light drives out dark*
- *Ways to let your light shine*
- *Why being a light is important*

Memory Verse

“Let your light so shine before men, that they may see your good works and glorify your Father in heaven.” – Jesus, Matthew 5:16

A Light in the Dark

There once was a young woman who was facing a very hard decision. She was a new Queen in a foreign land. She hid her identity from the king for her own safety. Her people were not very well liked by some in this country. This country also had rule over her people, so she did not know how they would react if they knew who she really was. She was a Jew and was now the Queen of Persia. (*See if anyone knows who the Queen is.*)


Her uncle had advised her to keep her identity a secret. He worked in the palace, and no one knew that he was related to the new queen. One of the king's advisors took a strong dislike to her uncle because the uncle would not bow to him. In his anger he plotted to have her uncle killed and all the Jews killed also because her uncle was a Jew.

This brings us to her hard decision. Her uncle informs her of this evil man's plot against their people, and tells her that she must do something to stop this plan. He asks her "who knows whether you have come to the kingdom for such a time as this?" (Esther 4:14). Yes, this story is about Queen Esther.

Esther had to think and pray because she knew that she was facing death if she went before the king without being summoned by him, and the king had not summoned her for a while. Therefore, she was going to have to go to him unannounced, which could be punishable by death if he did not accept her unannounced interruption. So she prayed and fasted and had all the Jews to do the same for three days and three nights! That is a long time to go without food and water, but she needed God's strength to help her be a light for her people.

Well, Esther did face the king unannounced, and her courage paid off in a big way. Her people were saved and the evil man was not. You can read the whole story in the Book of Esther in your Bible. It is a really suspenseful tale.

(Ask the kids: Do you think Esther was scared? Do you think you could do the same if it was you in her place?)



Let Your Light Shine

Esther was a light in the darkness, and God made sure her light shined brightly. We may not face something as hard as she faced, but we do have times where we do have opportunities to be a light.

Jesus tells us that we are the “light of the world” (Matthew 5:14), and we are to make sure that we do not hide our lights. We all are lights in Christ, whether young or old.

This Feast we have discovered some treasures of light that we are to have within us. Love, serving, and kindness, but there are more. The fruit of the Spirit are all lights: love, peace, patience, kindness, goodness, faithfulness, gentleness, and self-control (Galatians 5:22-23). It is our jobs to make sure we have these characteristics inside our treasure box, our hearts.



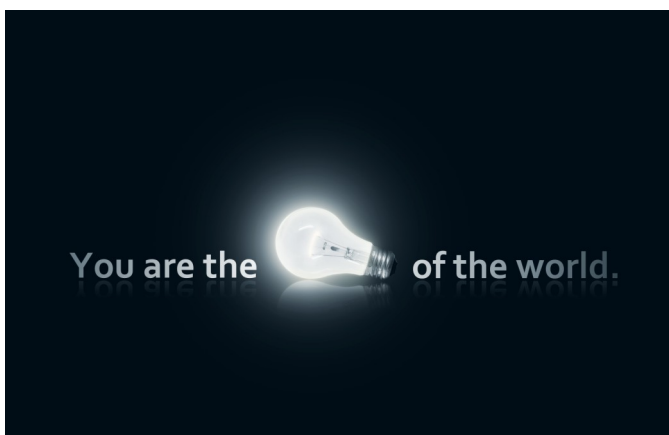
When we show love to someone we are letting our light shine. When we open a door for someone, we are letting our light shine. When we say “thank you,” we are letting our light shine. Can you list some more ways we can let our light shine?

You all can be tiny sparks of light by how you act, how you behave, and in what you say. Did you know that even the tiniest spark of light in a very dark room can drive out the darkness around it? Light is powerful. One person stated the power of light really well; he said “All the darkness in the world cannot extinguish the light of a single candle” (Francis of Assisi). The truth is that Jesus is light and when we follow Him, we can become light also.

The light shines in the dark, and the dark has never extinguished it.” (John 1:5, God's Word Translation)

Drive the Dark Away

We all make mistakes, but thankfully we can ask for forgiveness and learn to not repeat our mistakes. There are times that sometimes we may not be a very bright spark. Sometimes it is hard to do the right thing when everyone around us is doing the wrong things. It is hard to show kindness to someone who is not being very nice. It is hard to not get jealous when someone gets the toy or new video game or whatever that you have been wanting. It is also hard to tell the truth when we do something wrong. Yet these are your spark opportunities.



When you stand up for what is right to your friends, your spark is shining. Your friends may not like it, but God does. To be sparks of light we have to do some hard things like being nice to our enemies, making sure we do not participate in gossip, to not lie, to not steal, to not cheat, to be patient, to be loving, and to find opportunities to serve. These are ways to drive the dark away.

It is not easy doing the right thing, but you can take heart - Jesus understands how hard it is. He can give you the strength and courage to do the right thing. That is

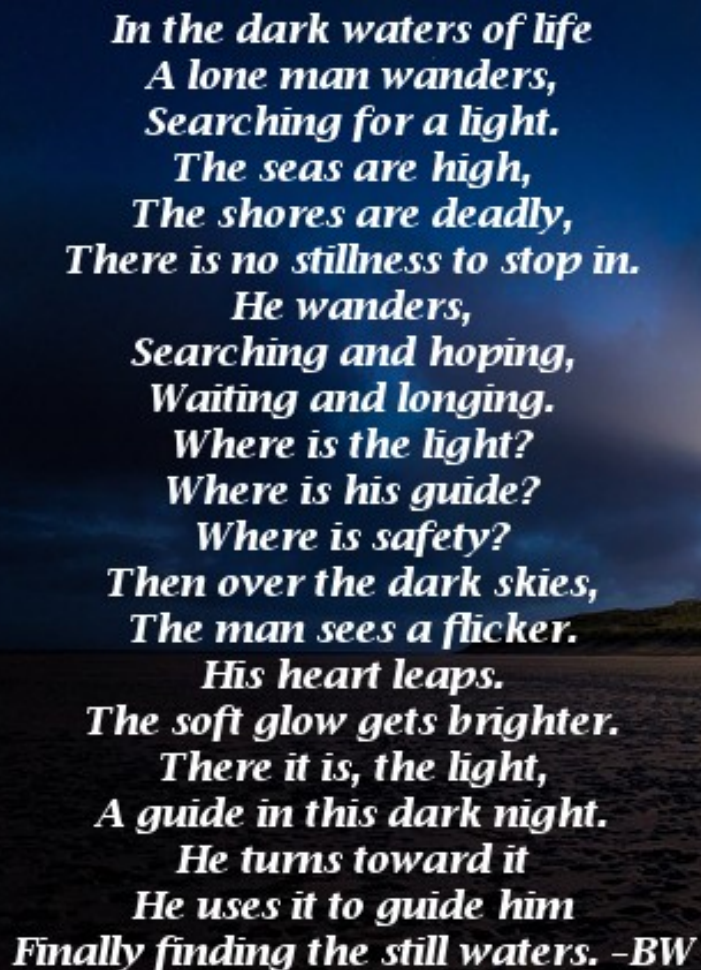
why Paul states that he could do “all things through Christ” who strengthened him (Philippians 4:13). If Christ can strengthen Paul, He can strengthen you.

(Ask the kids if they have ever faced hard situations in doing the right thing.)

Why Is It Important?

Your light can help someone else see who God is. We are God’s representatives on earth. Do you know what representative means? Representative means “a person chosen or appointed to act or speak for another” person (*Google.com*). This means that how we act and what we say is supposed to reveal who God is.

Here is a poem to show the importance of a light:



*In the dark waters of life
A lone man wanders,
Searching for a light.
The seas are high,
The shores are deadly,
There is no stillness to stop in.
He wanders,
Searching and hoping,
Waiting and longing.
Where is the light?
Where is his guide?
Where is safety?
Then over the dark skies,
The man sees a flicker.
His heart leaps.
The soft glow gets brighter.
There it is, the light,
A guide in this dark night.
He turns toward it
He uses it to guide him
Finally finding the still waters. –BW*

Lights help us when it is too dark to see. Lighthouses guide ships at sea. Lights make everything brighter. And you can be that “light” for others. Isn’t that pretty neat? What are some ways that you can do today to be a light?

Review


- What is our memory verse?
- How was Esther a light?
- Can a tiny spark drive out the dark?

Activity

- *Have the kids create a treasure of their choice of how to be a spark.*
- *They can also do the coloring page and activity page.*

Let your light
shine before men
in such a way
that they may see
your good works,
and glorify your
Father who is
in heaven.

Matthew 5:16



Real treasure!

Matthew 6:19-21



Find the hidden words in the square and draw a line around them. Then list them under the correct headings below.

To make it easier, shade in all the boxes with the letter 'X'.

X	X	X	X	X	X	X	J	O	Y	X
X	X	X	X	X	G	X	E	X	X	X
G	X	X	X	X	O	X	W	X	X	X
O	X	P	X	L	O	V	E	X	X	P
L	X	E	X	X	D	X	L	I	F	E
D	I	A	M	O	N	D	S	X	X	A
X	X	R	X	X	E	X	X	X	X	C
X	B	L	E	S	S	I	N	G	X	E
X	X	S	X	X	S	X	X	E	X	X
X	X	X	X	X	X	X	X	M	X	X
X	X	X	X	C	O	I	N	S	X	X

Jesus said, "Do not store up for yourselves treasures on earth, where moth and rust destroy, and where thieves break in and steal." Matthew 6:19

**Rusting, vanishing,
earthy TREASURE**

**Beautiful, lasting,
heavenly TREASURE**
